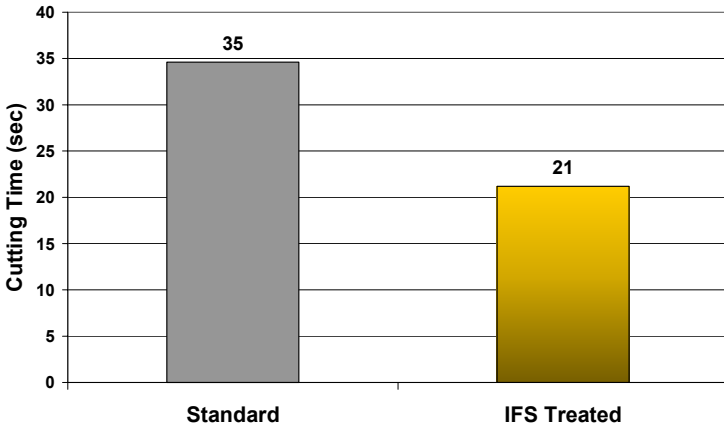




In-house laboratory tests show our patented IonFusion® surgical saw blades have an average of **32°F** (or 30%) less temperature rise than the untreated saw blade. The same test shows over a **40%** reduction in cutting time with an IonFusion® treated saw blade.

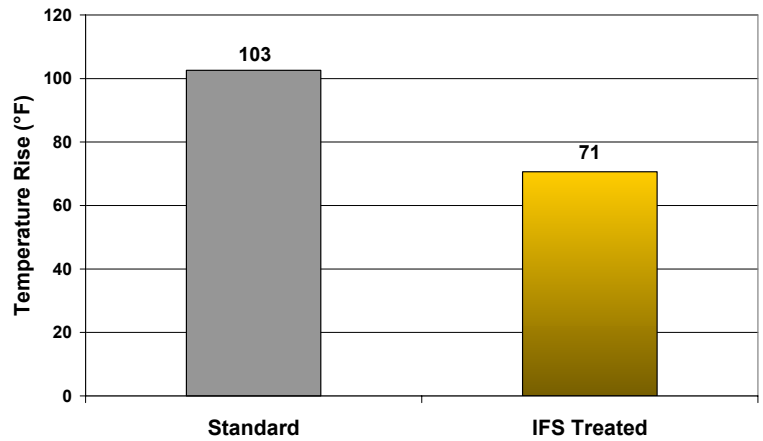
**Saw Blade Cutting Time**

Standard versus IonFusion™ Treatment  
n=5



**Saw Blade Temperature Rise**

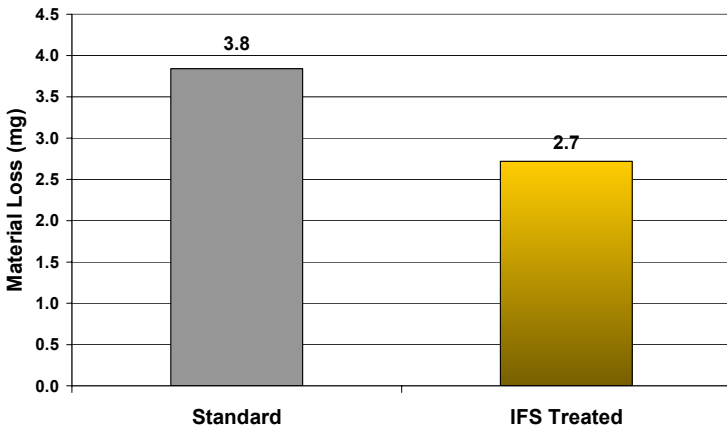
Standard versus IonFusion™ Treatment  
n=5



In addition, the IonFusion® surgical saw blades have an average of **1.1 mg** (or 29%) reduction in saw blade wear versus untreated standard saw blades and a **39%** reduction in handpiece workload with an IonFusion® treated saw blade.

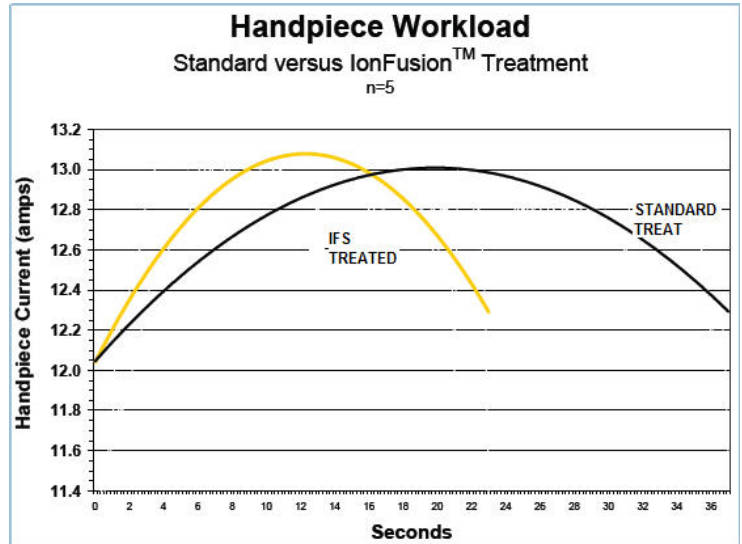
**Saw Blade Material Loss**

Standard versus IonFusion™ Treatment  
n=5



**Handpiece Workload**

Standard versus IonFusion™ Treatment  
n=5

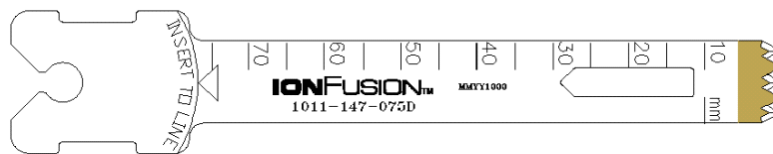


....IonFusion Surgical™, becoming the new standard for surgical instruments.

\* The test media determined to be a reasonable substitute for this experiment was supplied by Pacific Research (Sawbones) and is designed to simulate cortical and cancellous bone. The specimen is made from a 40pcf (lbs/ ft³) polyurethane core with a shell of 1/8" glass filled epoxy.

# IonFusion™ Specifications—Stryker® EHD & System 2000/4000

FITMENT	IFS #	Cutting Thickness x Length x Width (in/mm)
<b>Stryker EHD &amp; 2100/4100 Series</b>	1025-064-075D	(.025/0.64 x 2.953/75.0 x .985/25) Offset
	1029-079-058D	(.031/0794 x 2.283/58.0 x 1.142/29) Offset
	1025-089-090D	(.035/.89 x 3.543/ 90.0 x .985/25) Offset
	1025-089-090MSD	(.035/.89 x 3.543/ 90.0 x .985/25) Minimum Offset
	1011-089-090D	(.035/.89 x 3.543/90.0 x .433/11) Offset
	1018-089-075D	(.035/.89 x 2.953/75.0 x .709/18) Offset
	1025-089-075D	(.035/.89 x 2.953/75.0 x .985/25) Offset
	1018-089-090D	(.035/.89 x 3.543/90.0 x .709/18) Offset
	1025-097-090D	(.038/.97 x 3.543/90.0 x .985/25) Offset
	1018-097-090D	(.038/.97 x 3.543/90.0 x .709/18) Offset
	1025-107-090D	(.042/1.07 x 3.543/90.0 x .985/25) Offset
	1011-107-090D	(.042/1.07 x 3.543/90.0 x .433/11) Offset
	1025-127-100D	(.050/1.27 x 3.937/100.0 x .985/25) Offset
	1025-127-090D	(.050/1.27 x 3.543/90.0 x .985/25) Offset
	1025-127-090MSD	(.050/1.27 x 3.543/90.0 x .985/25) Minimum Offset
	1018-127-090D	(.050/1.27 x 3.543/90.0 x .709/18) Offset
	1011-127-090D	(.050/1.27 x 3.543/90.0 x .433/11) Offset
	1018-127-100D	(.050/1.27 x 3.937/100.0 x .709/18) Offset
	1025-135-090D	(.053/1.35 x 3.543/90.0 x .985/25) Offset
	1018-135-090D	(.053/1.35 x 3.543/90.0 x .709/18) Offset
	1011-135-090D	(.053/1.35 x 3.543/90.0 x .433/11) Offset
	1025-147-090D	(.058/1.47 x 3.543/90.0 x .985/25) Offset
	1025-147-090NSD	(.058/1.47 x 3.543/90.0 x .985/25) No Offset
	1011-147-075D	(.058/1.47 x 2.953/75.0 x .433/11) Offset



<sup>1</sup>Eriksson and Albrektsson. Temperature threshold levels for heat-induced bone tissue injury

<sup>2</sup>Fukushima, Hashimoto, and Yoshiya et al. Conduction analysis of Cement Interface Temperature in Total Knee Arthroplasty

<sup>3</sup>US patent 6,656,186 and pending patents

Stryker is a registered trademark of the Stryker Corporation